

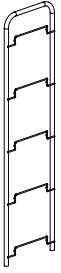
Installation Instruction

5 Tier Mesh Kitchen Trolley

Accessories List ● Check all the accessories first before installation

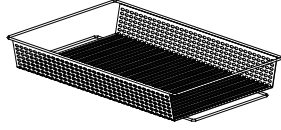
Ⓐ Bracket

2PCS

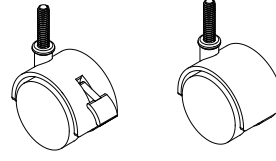


Ⓑ Basket

5PCS



Ⓒ Wheel

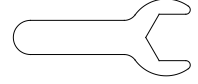


With lock 2 pcs

no lock 2 pcs

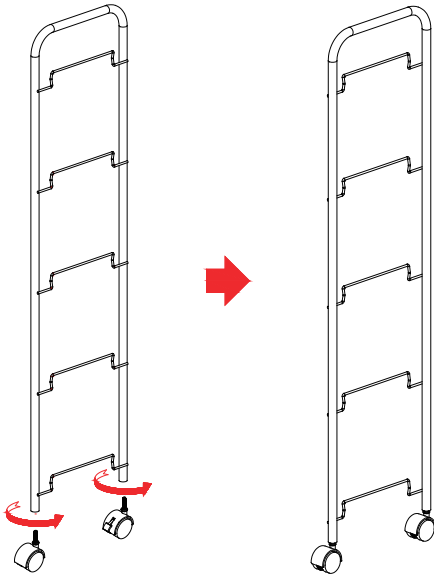
Ⓓ Wrench

1PC

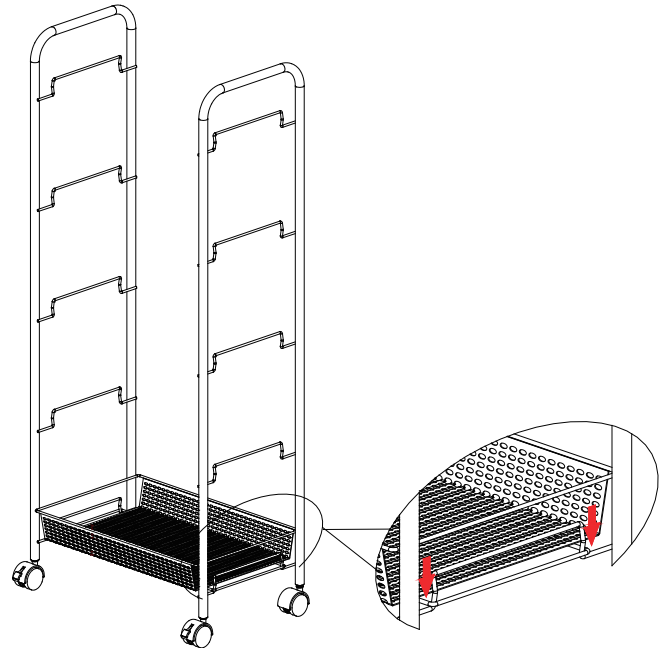


Installation process

Step1: Install all wheels into the brackets by wrench;



Step2: Put on the basket as the picture;



Step3: Repeat step 2.

